




**CENTER**  
for Infrastructure & Economic  
Development

# Reducing Taxes while Funding Additional County Services – How O’Brien County Iowa Thrives with Wind Energy

**Other Iowa Counties had to raise taxes. Wind Energy  
Meant O’Brien County Could Lower Them.**

**Before Wind**

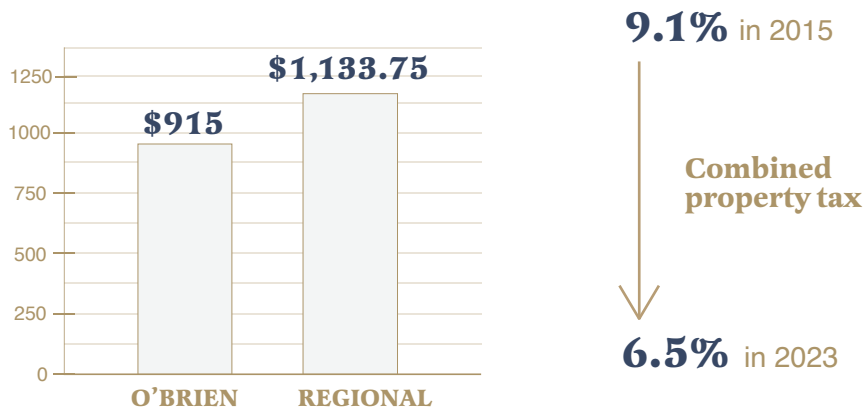
↑  
**3rd  
HIGHEST**  
in region



**After Wind**


↓  
**3rd  
LOWEST**  
in region

**Median Property Tax Payment**



## With Lower Taxes, Revenue from Wind Fills County Coffers


**\$**  
 The wind farms pay  
**8 TIMES MORE**  
 than the County's next  
 largest taxpayer



**\$18,000**  
 per turbine



## Revenue from Wind Farms Fund Essential County Services and Infrastructure



## The Wind Farms Strengthened the County Budget during COVID



Between the added valuation and increased taxes, we were able to actually reduce tax rates when many counties in Iowa were having to raise taxes immensely to cover increased costs.



**Nancy McDowell**  
 O'Brien County Supervisor

LYON \$1,007	OSCEOLA \$734	DICKINSON \$1,355
SIoux \$1,385	<b>O'BRIEN</b> \$915	CLAY \$1,224
PLYMOUTH \$1,361	CHEROKEE \$896	BUENA VISTA 1,108

## O'Brien Has The 3rd Lowest Median Property Tax Payment Of Surrounding Counties